

# DURABASE

Systematic underlays

**DURAL**

Systems for  
decoupling,  
sealing,  
drainage,  
sound  
and heat  
insulation

CI++  
page 2/3

WP  
page 4/5

DD  
page 6

SW  
page 7






## Decoupling and sealing

DURABASE CI++ matting rolls can “decouple” tiled flooring from difficult subfloor thus protecting the floors from cracking

> *Decoupling, sealing and drainage? What mats are best for what subfloor? What matting can be used for what purpose? The market is saturated with a multitude of proprietary solutions, none of which really matches any of the others.*

> *DURAL's systematic solutions are based on a few components, tried and tested in practice, which can be selected and combined according to need. They will save you time and effort in your work and prevent unnecessary experimentation to achieve safety with tiles or natural stone floors over the long term.*



### DURABASE CI++ puts an end to cracks and damp:

#### > Covering the cracks

The fact that the mats work to cover existing cracks makes them ideal to use as underlay mats in restoration and refurbishment projects. They allow tiles to be laid, even when the existing subfloor are damaged.

#### > Sealing in locations outdoors

When used as an extra sealing layer in conjunction with tiled surfaces, DURABASE CI++ prevents water seeping under balconies and patios.

#### > Sealing in very damp locations

Even in places where moisture is present in large quantities, DURABASE CI++ can be used for sealing in conjunction with tiled floors, e.g. in changing rooms or swimming pool surrounds.

#### > Laying tiles on wooden floors, poured asphalt or subfloor where the residual moisture remains excessively high

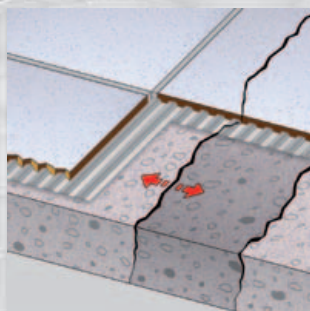
Thanks to the recesses in the DURABASE CI++ mats and their laminated grid, they provide a high degree of rigidity and compressive strength and optimum binding to the thin-bed mortar. Due to its elasticity, the material can cope with expansion and is particularly ideal for difficult subfloor such as wood, poured asphalt and fresh cement and anhydrite screeds.

#### DURABASE CI

- > Decoupling of tiled flooring
- > Protection from cracking
- > Protection of subfloor against damp
- > Suitable for laying on fresh screeds

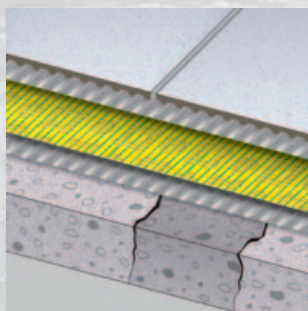


**DURABASE CI++**  
 Material: PP  
 Colour: yellow  
 Width of roll: 1,000 mm  
 Surface of rolls:  
 5 / 10 / 30 m<sup>2</sup>



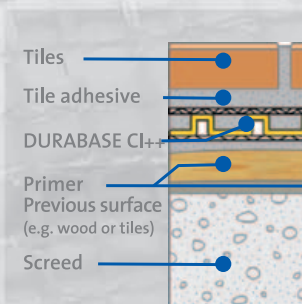
#### > The problem

Movements in the ground under the new tiles can cause cracks in tiled floors. It can be impossible to lay tiles over old and damaged subfloor (or wood floors).



#### > The solution

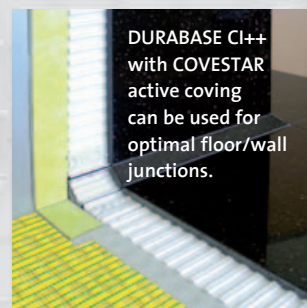
The installation of Durabase CI++ underlay mats balances out the effects of any cracks underneath, thus "decoupling" the tiles from the subfloor and preventing damage to them. This means it is even possible to lay tiles on top of old or difficult, yet sound, subfloor.



#### > Installation

DURABASE CI++ mats are to be adhered to the subfloor using flexible tile adhesive (with the fleece side facing downwards). Cover abutting junctions of the mat with sealing tape. Afterwards, while laying tiles with the same flexible mortar, the


adhesive should be pressed into the recesses through the laminated mesh and roughened with a serrated trowel, then the tiles should be laid on top of the CI++ mats. Follow the installation instructions precisely.



#### **DURABASE CI++/WP accessories**

For perfect sealing at corners, connections and junctions, accessories with long-term waterproofing attributes are available.



#### Sealing collar




#### **Long-term safety with DURABASE CI++ and DURAFLEX**

Prevent any difficult subfloor from causing cracks or damp using DURABASE CI++. To avoid any other damage to wall and floor surfaces, it is recommended that DURAFLEX expansion joint profiles be used to eliminate deformation of components and cope with mechanical loads and vibrations. This is the only way to ensure tiled floors stay safe over the long term.


#### Sealing tape



#### Corner seal for outward facing corners



#### Corner seal for inward facing corners







## Sealing

DURABASE WP matting sealing rolls ensure safe sealing of walls and floors both indoors and out



### DURABASE WP puts an end to damp walls and floors:

#### > Sealing walls and floors

DURABASE WP is used for sealing in conjunction with tiling on walls and floors. DURABASE WP ensures firm adhesion to the subfloor and simple handling of any locations where large amounts of moisture are present, e.g. bathrooms or other wet areas.

#### > Installation of acid-proof flooring

DURABASE WP, used in conjunction with suitable tiles and epoxy-resin adhesive, can even help to make floor surfaces that are resistant to chemicals, as stipulated in the food and drink industry, e.g. in breweries.

#### > Usage as sealing tape


DURABASE WP can be used as sealing tape to safely seal butted joints in compound sealing solutions such as those using DURABASE CI++ or DURABASE WP. Other areas of application include usage at junctions between the wall and the floor.

#### > DURABASE WP for all locations, indoors and out.



#### DURABASE WP

- > Ideal in wet locations
- > Waterproof
- > Covers cracks
- > Resistant to ageing






**DURABASE WP**  
 Material: PE/PP  
 Colour: yellow  
 Width of roll: 1000 mm  
 Surface of rolls:  
 5/10/25 m<sup>2</sup>



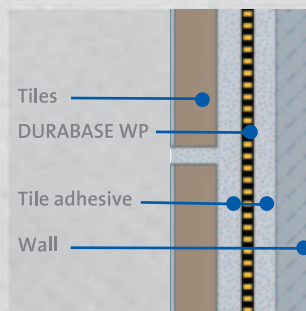
#### > The problem

A tiled floor or wall surface is in itself not waterproof. Around water pipes and fittings, in particular, it is possible for water to seep under the tiles and cause permanent damage to walls.



#### > The solution

DURABASE WP is a sealing tape product that covers cracks and possesses properties to prevent the passage of water vapour. It is waterproof, elastic and resistant to ageing.



#### > Installation

DURABASE WP should be adhered to the substrate below the tiles with flexible mortar. The tiles are then adhered with the same mortar on top of the DURABASE WP matting. Follow the installation instructions precisely.

#### > DURABASE WP/CI++ Accessories

For perfect sealing at corners, joints and junctions, accessories with long-term waterproofing are available: sealing tape, sealing collars and corner seals, see also page 3, DURABASE CI++.



TI-LINE linear shower drainage channel



Ultra flat outlet starting from 55 mm installation height!

BASIC-LINE linear shower drainage channel system

### Barrier-free, floor-level showers with TI-LINE, BASIC-LINE and TILUX shower systems and the DURABASE WP sealing system

#### TI-LINE


- > Linear shower drainage channel system that makes a perfect junction with the wall
- > Available as a complete set
- > DURABASE WP self-adhesive sealing matting available
- > Classic and Highline grate designs

#### BASIC-LINE

- > Linear, ultra-flat shower drainage channel system for low installation heights
- > Available as a complete set
- > Can be installed anywhere in the room
- > High-gloss designer grates
- > Sealing collar

#### TILUX

- > Floor-level shower system for low installation heights
- > With integrated seal and drain
- > Available in square and rectangular formats



TILUX floor-level shower system

# DD

## Drainage

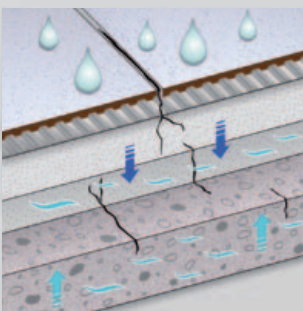
DURABASE DD matting rolls to assist drainage of ceramic flooring in outdoor locations

DURABASE DD  
Material: Polypropylene  
Colour: yellow  
Height: 8 mm  
Width of roll: 1000 mm  
Surface of roll: 15 m<sup>2</sup>



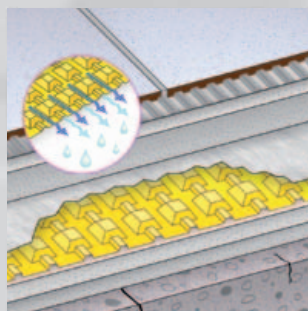
### DURABASE DD

- > Long-term drainage
- > Excellent drainage
- > Resistant to heat and frost
- > Resistant to decay



#### > The problem

Heat and frost can cause damage on balconies and patios, such as cracking, as well as leading to water pockets due to problems with the drainage slopes of tiled surfaces.



#### > The solution

DURABASE DD mats are designed such that any water present in the subfloor can be safely drained away. This eliminates the development of water pockets.

### DURABASE DD puts an end to water pockets:

#### > Pockets

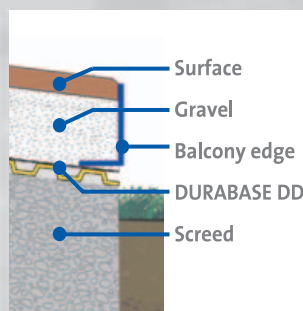
Problems with drainage gradients, such as ridges at overlapping junctions or any other bumps, can allow pockets of water to form underneath tiled surfaces.

#### > Heat and frost

When laying ceramic flooring out of doors, on balconies or patios for example, the tiled surfaces are subject to a large degree of thermal fluctuation, which can lead over the long term to flooring damage.

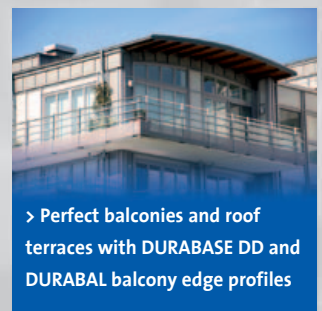
#### > DURABASE DD is the solution for any outdoor location

DURABASE DD has a highly pressure-resistant closed polypropylene design with a textured surface that holds its shape superbly. It also has a fleece layer. The textured side with the fleece, on top of which the floor is laid, acts as a drainage channel capable of draining away large quantities of water. It forms a cushion of air that insulates against sound and heat. The arrangement of drainage channels allows water to drain away under the matting as well (double drainage). It can be used on balconies, patios and commercial locations out of doors where water is likely to be present.



#### > Installation

DURABASE DD mats are laid loose on the prepared subfloor surface with the fleece facing upwards. Beware: it is not possible to lay tiles directly in thin-bed mortar on top of the DD mat. Follow the installation instructions precisely.



### > Perfect balconies and roof terraces with DURABASE DD and DURABAL balcony edge profiles

Build safe drainage into the subfloor of your balcony project using DURABASE DD matting rolls. They protect edges, provide a drainage sill and drainage holes plus special junction and corner pieces.



# Sound insulation

DURABASE SW – the only 1.5 mm matting that suppresses the sound of footfall and provides heat insulation - the double bonus for every tiled floor

## The “whisper flooring” that makes tiles quiet and warm:

### > The material bonus

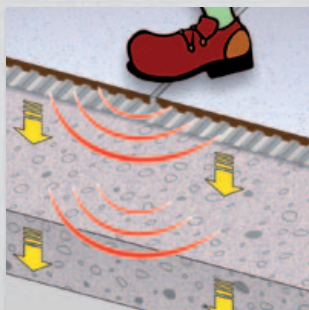
DURABASE SW “whisper flooring” is a sound insulating mat, 1.5 mm thick and consisting of a plastic bonded EPDM quartz sand inlay with a polypropylene layer on both sides, which has excellent noise and heat insulation properties.

### > The installation bonus

SW mats are easy to lay, adhered to the floor with flexible adhesive. An insulating strip around the perimeter along the walls to about 3 cm above the floor (to be cut out of the matting) prevents the conduct of sound bridges from forming at the edges. Tiles are laid using thin bed, medium bed or fluidised bed techniques. **BEWARE: DURABASE SW is not suitable for floors subjected to damp conditions.**

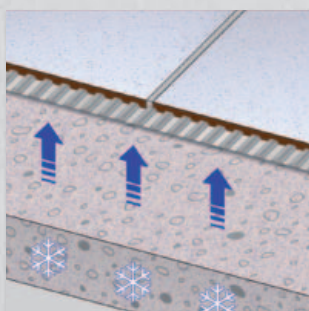


**DURABASE SW**  
Material: Synthetic fibres  
Colour: grey  
**Thickness: only 1.5 mm**  
Width of rolls: 1000 mm  
Surface area of rolls: 15 m<sup>2</sup>  
Tile dimensions:  
from 20 x 20 cm




### > The footfall problem

The sound of people walking or a washing machine running in neighbouring rooms can be transmitted through floors or ceilings by sound conduction and so disturb our everyday life.



### > The cold-floor problem

Ceilings and floors over spaces that are sometimes open to the elements, such as garages or car ports can quickly get cold, as can poorly insulated concrete ceilings. This makes tiled floors feel cold and can lead to higher heating costs.



### > The solution

DURABASE WP efficiently reduces sound conduction and insulates floors against the cold. It effectively covers over and decouples any minor cracks in the underlying surface and can be used on most kinds of flooring subfloor.



Sound reduction  
of up to  
**15 dB\***



### DURABASE SW

- > Insulates sound
- > Insulates floors against cold
- > Covers over any minor cracks in the floor below
- > Ideal for renovating old wooden or tiled floors

\*) 15 dB as per DIN EN ISO 140-8. Differing results for effectiveness of insulation may arise depending on construction of ceilings, method of installation, thin-bed mortar and tile thickness.

DURAL is a comprehensive provider  
of shower systems, profiles and matting  
systems for walls and floors

**DURAL**

Junction, edging, decorative  
and divider profiles

Cover and junction  
profiles

Shower systems  
Drainage channel systems  
Point drainage systems

Skirting

Balcony edging profiles

Wall/Floor  
junction profiles

Doormat systems

Stair-edge  
profiles

Expansion  
joint profiles

Matting systems for  
decoupling, sealing,  
drainage, footfall sound  
and thermal insulation

Profile systems  
for parquet, laminate  
and carpeted floors

Recommended by:

**DURAL GmbH & Co. KG**  
Postfach 1348  
D-56403 Montabaur  
Tel. +49 [0] 26 02 / 92 61-0  
Fax +49 [0] 26 02 / 92 61-50  
info@dural.com  
www.dural.com

01.12 Art.-Nr.: 46000202

The colours depicted are reliant on the printing process and may deviate slightly from those shown.  
We reserve the right to make technical amendments and design changes.